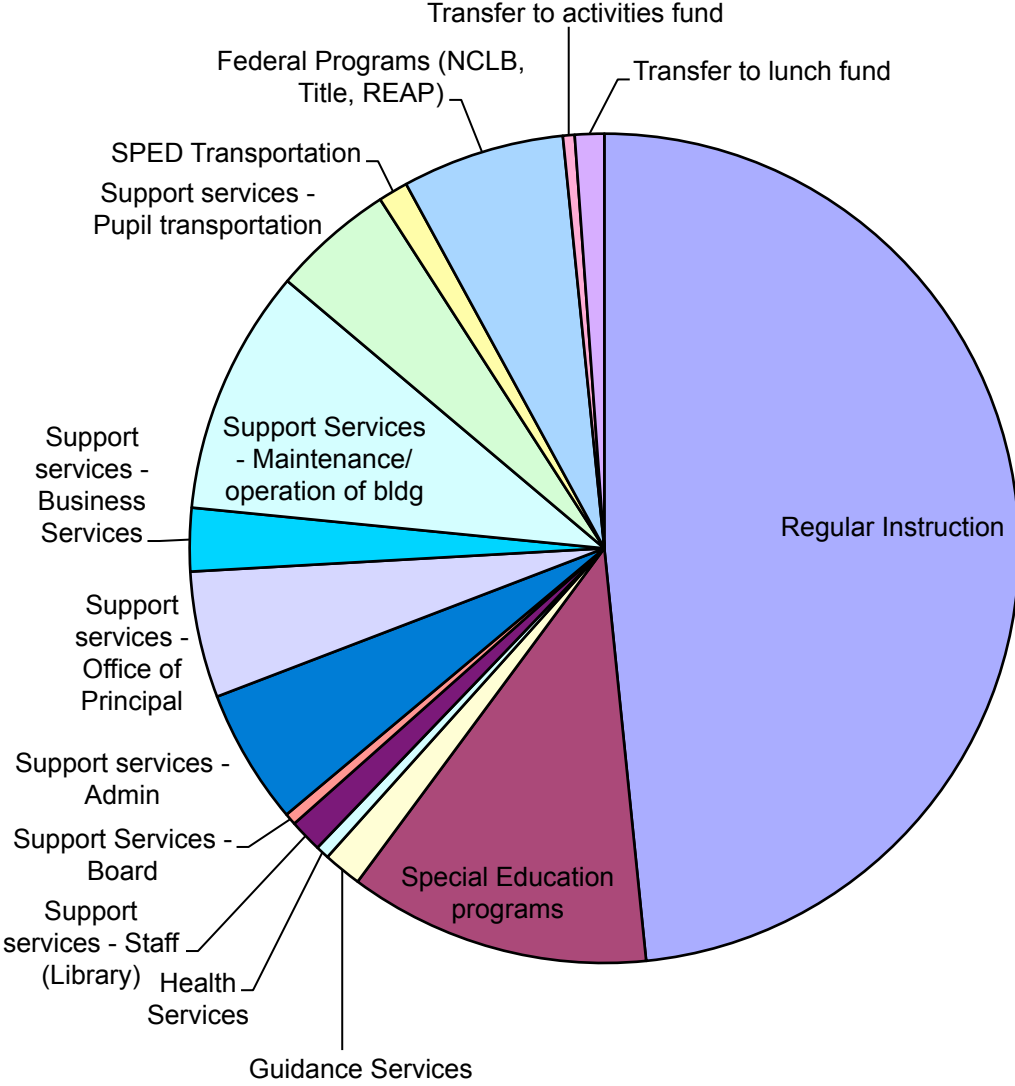
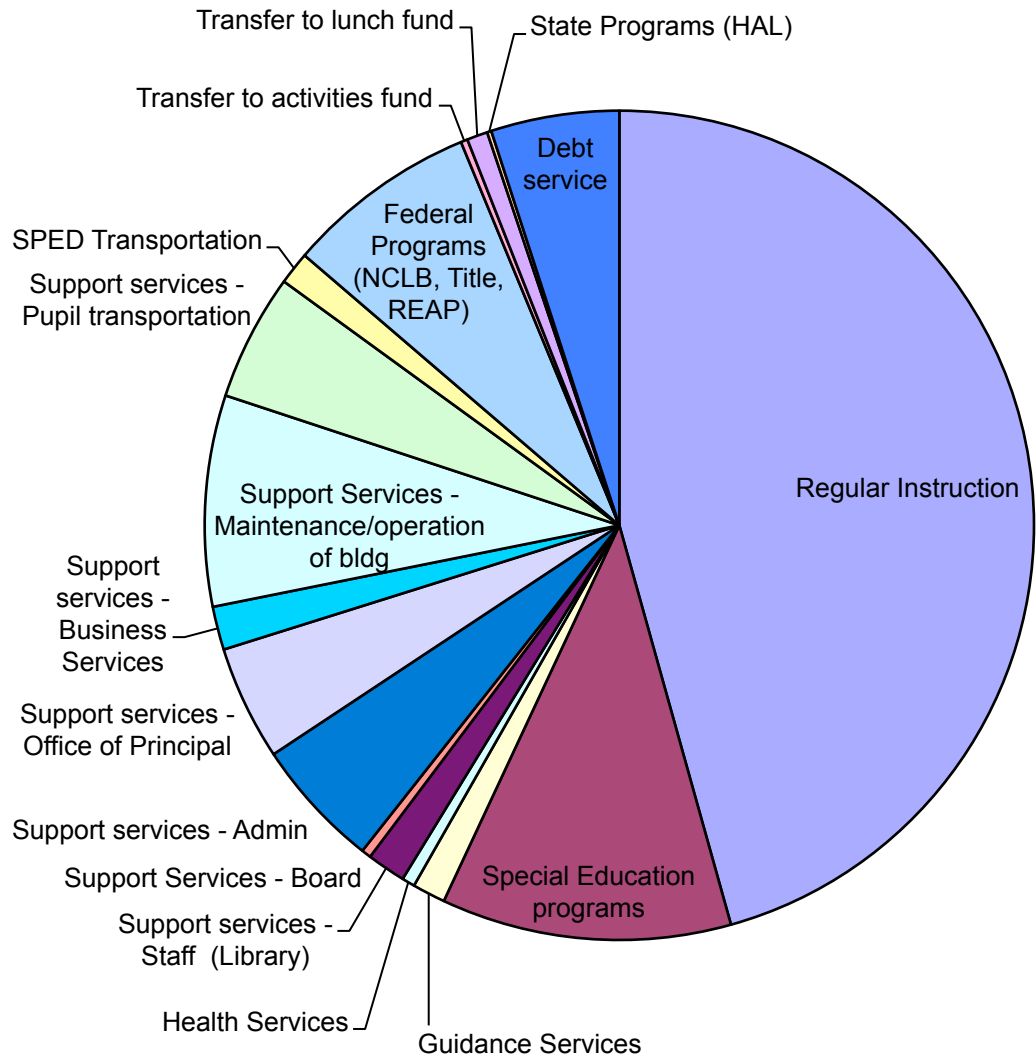


# 2008-09 EXPENDITURES



- Regular Instruction
- Special Education programs
- Guidance Services
- Health Services
- Support services - Staff (Library)
- Support Services - Board
- Support services - Admin
- Support services - Office of Principal
- Support services - Business Services
- Support Services - Maintenance/operation of bldg
- Support services - Pupil transportation
- SPED Transportation
- Federal Programs (NCLB, Title, REAP)
- Transfer to activities fund
- Transfer to lunch fund

# 2009-10 EXPENDITURES



- Regular Instruction
- Special Education programs
- Guidance Services
- Health Services
- Support services - Staff (Library)
- Support Services - Board
- Support services - Admin
- Support services - Office of Principal
- Support services - Business Services
- Support Services - Maintenance/operation of bldg
- Support services - Pupil transportation
- SPED Transportation
- Federal Programs (NCLB, Title, REAP)
- Transfer to activities fund
- Transfer to lunch fund
- State Programs (HAL)
- Debt service

# EXETER-MILLIGAN PUBLIC SCHOOL EXPENDITURES

<i>AREA</i>	<i>2008-09</i>	<i>PERCENT</i>	<i>2009-10</i>	<i>PERCENT</i>	<i>COMPARISION</i>
Regular Instruction	\$1,591,127.03	45.64%	\$1,727,394.26	45.66%	\$136,267.23
Special Education programs	\$386,353.01	11.08%	\$427,399.51	11.30%	\$41,046.50
Guidance Services	\$49,219.20	1.41%	\$48,758.55	1.29%	(\$460.65)
Health Services	\$17,256.66	0.49%	\$19,115.38	0.51%	\$1,858.72
Support services - Staff (Library)	\$42,154.41	1.21%	\$57,208.91	1.51%	\$15,054.50
Support Services - Board	\$15,045.24	0.43%	\$14,151.84	0.37%	(\$893.40)
Support services - Admin	\$173,560.62	4.98%	\$191,261.68	5.06%	\$17,701.06
Support services - Office of Principal	\$161,932.15	4.64%	\$168,925.51	4.47%	\$6,993.36
Support services - Business Services	\$80,921.93	2.32%	\$63,943.83	1.69%	(\$16,978.10)
Support Services - Maintenance/operation of bldg	\$315,188.14	9.04%	\$311,063.80	8.22%	(\$4,124.34)
Support services - Pupil transportation	\$156,513.83	4.49%	\$186,702.02	4.94%	\$30,188.19
SPED Transportation	\$38,052.45	1.09%	\$48,305.83	1.28%	\$10,253.38
Federal Programs (NCLB, Title, REAP)	\$208,240.77	5.97%	\$283,037.89	7.48%	\$74,797.12
Transfer to activities fund	\$15,000.00	0.43%	\$10,000.00	0.26%	(\$5,000.00)
Transfer to lunch fund	\$37,500.00	1.08%	\$30,545.00	0.81%	(\$6,955.00)
State Programs (HAL)	\$6,145.50	0.18%	\$6,331.63	0.17%	\$186.13
Debt service	\$192,000.00	5.51%	\$189,000.00	5.00%	(\$3,000.00)
<b>Total Disbursements</b>	<b>\$3,486,210.94</b>	<b>100.00%</b>	<b>\$3,783,145.64</b>	<b>100.00%</b>	<b>\$296,934.70</b>

# EXETER-MILLIGAN EXPENDITURES

REGULAR INSTRUCTION	2008-09	2009-10	DIFFERENCE
Teacher Salaries	\$1,010,328.27	\$1,011,441.26	\$1,112.99
Substitute Salaries	\$26,170.50	\$33,913.50	\$7,743.00
Clerical/Aide Salaries	\$33,697.65	\$32,525.95	(\$1,171.70)
Social Security	\$79,385.20	\$80,098.35	\$713.15
Retirement	\$75,350.98	\$75,959.48	\$608.50
Increased Retirement		\$10,433.99	\$10,433.99
Health Insurance	\$226,167.00	\$262,753.00	\$36,586.00
Early Retirement	\$10,154.00		
Worker's Comp	\$12,580.71	\$12,500.00	(\$80.71)
Purchased Services	\$478.15	\$52,128.40	\$51,650.25
Other Professional Services	\$31,094.89	\$34,651.43	\$3,556.54
Teaching Supplies	\$21,744.19	\$31,814.68	\$10,070.49
Textbooks	\$31,165.73	\$23,056.72	(\$8,109.01)
Computer Equipment - Software	\$9,702.08	\$10,001.90	\$299.82
Furniture and Equipment	\$7,574.05	\$10,664.05	\$3,090.00
Computer Equipment - Hardware	\$14,466.11	\$32,273.22	\$17,807.11
Dues and Fees	\$505.42	\$583.01	\$77.59
Travel and Mileage	\$562.10	\$2,610.18	\$2,048.08
Misc		\$9,985.14	\$9,985.14
<b>Total Regular</b>	<b>\$1,591,127.03</b>	<b>\$1,727,394.26</b>	<b>\$136,267.23</b>

# EXETER-MILLIGAN EXPENDITURES

<b>SPECIAL ED (SPED)</b>	<b>2008-09</b>	<b>2009-10</b>	<b>DIFFERENCE</b>
Teacher Salaries	\$129,543.08	\$161,578.12	\$32,035.04
Substitute Salaries	\$570.00	\$400.00	(\$170.00)
Clerical/Aide Salaries	\$14,267.95	\$14,818.15	\$550.20
Social Security	\$10,581.00	\$13,088.37	\$2,507.37
Retirement	\$10,321.37	\$12,696.18	\$2,374.81
Increased Retirement		\$1,743.98	\$1,743.98
Health Insurance	\$37,177.08	\$41,620.00	\$4,442.92
Worker's Comp	\$700.00	\$700.00	\$0.00
Prof/Teacher Pupil Services	\$176,476.35	\$27,955.35	(\$148,521.00)
Pupil Services	\$0.00	\$151,687.79	\$151,687.79
Other services	\$5,796.48	\$0.00	(\$5,796.48)
Supplies	\$919.70	\$912.57	(\$7.13)
Textbooks	\$0.00	\$0.00	\$0.00
Dues/Fees	\$0.00	\$199.00	\$199.00
Travel and Mileage	\$0.00	\$0.00	\$0.00
Misc	\$0.00	\$0.00	\$0.00
<b>Total SPED</b>	<b>\$386,353.01</b>	<b>\$427,399.51</b>	<b>\$41,046.50</b>

# EXETER-MILLIGAN EXPENDITURES

<b>GUIDANCE</b>	<b>2008-09</b>	<b>2009-10</b>	<b>DIFFERENCE</b>
Salaries	\$36,316.00	\$35,936.00	(\$380.00)
Social Security	\$2,778.25	\$2,749.11	(\$29.14)
Retirement	\$2,655.84	\$2,625.82	(\$30.02)
Increased Retirement		\$360.70	\$360.70
Health Insurance	\$5,947.88	\$6,255.72	\$307.84
Worker's Comp	\$200.00	\$200.00	\$0.00
Supplies	\$1,321.23	\$536.20	(\$785.03)
Dues and Fees	\$0.00	\$95.00	\$95.00
Travel and Mileage	\$0.00	\$0.00	\$0.00
<b>Total Guidance</b>	<b>\$49,219.20</b>	<b>\$48,758.55</b>	<b>(\$460.65)</b>

<b>HEALTH SERVICES</b>	<b>2008-09</b>	<b>2009-10</b>	<b>DIFFERENCE</b>
Salaries	\$5,500.00	\$5,500.00	\$0.00
Social Security	\$114.00	\$60.36	(\$53.64)
Retirement			\$0.00
Increased Retirement			\$0.00
Health Insurance	\$10,549.92	\$11,049.96	\$500.04
Worker's Comp	\$600.00	\$600.00	\$0.00
Supplies	\$442.74	\$1,844.46	\$1,401.72
Dues and Fees	\$50.00	\$0.00	(\$50.00)
Travel and Mileage		\$60.60	\$60.60
<b>Total Health Services</b>	<b>\$17,256.66</b>	<b>\$19,115.38</b>	<b>\$1,858.72</b>

# EXETER-MILLIGAN EXPENDITURES

<b>SUPPORT SERVICES STAFF</b>	<b>2008-09</b>	<b>2009-10</b>	<b>DIFFERENCE</b>
Salaries	\$3,370.00	\$12,353.73	\$8,983.73
Social Security	\$248.08	\$50.93	(\$197.15)
Retirement	\$247.78	\$50.01	(\$197.77)
Increased Retirement		\$6.86	\$6.86
Prof/Technical services			\$0.00
<b>Total Support Services Staff</b>	<b>\$3,865.86</b>	<b>\$12,461.53</b>	<b>\$8,595.67</b>

<b>LIBRARY SERVICES</b>	<b>2008-09</b>	<b>2009-10</b>	<b>DIFFERENCE</b>
Salaries	\$22,432.49	\$23,073.52	\$641.03
Social Security	\$1,682.10	\$1,726.51	\$44.41
Retirement	\$1,641.86	\$1,688.83	\$46.97
Increased Retirement		\$231.98	\$231.98
Health Insurance	\$5,229.48	\$5,569.68	\$340.20
Worker's Comp	\$200.00	\$200.00	\$0.00
Supplies		\$47.94	\$47.94
Library Books	\$5,679.79	\$10,121.55	\$4,441.76
Periodicals	\$1,113.53	\$1,360.87	\$247.34
Computer Equipment - Software	\$0.00	\$0.00	\$0.00
Misc	\$309.30	\$726.50	\$417.20
<b>Total Library Services</b>	<b>\$38,288.55</b>	<b>\$44,747.38</b>	<b>\$6,458.83</b>

# EXETER-MILLIGAN EXPENDITURES

<b>BOARD OF ED</b>	<b>2008-09</b>	<b>2009-10</b>	<b>DIFFERENCE</b>
Technical Services	\$2,600.00	\$4,175.00	\$1,575.00
Legal Services	\$1,055.18	\$2,005.91	\$950.73
Adv and Printing	\$6,259.86	\$1,874.28	(\$4,385.58)
Dues and Fees	\$2,592.90	\$3,797.00	\$1,204.10
Bond	\$100.00	\$100.00	\$0.00
Travel and Mileage	\$640.57	\$82.35	(\$558.22)
Misc	\$1,796.73	\$2,117.30	\$320.57
<b>Total Brd of Ed</b>	<b>\$15,045.24</b>	<b>\$14,151.84</b>	<b>(\$893.40)</b>

<b>EXECUTIVE ADMIN</b>	<b>2008-09</b>	<b>2009-10</b>	<b>DIFFERENCE</b>
Salaries	\$90,125.62	\$100,809.18	\$10,683.56
Clerical and Aides	\$34,234.18	\$35,643.92	\$1,409.74
Social Security	\$8,993.52	\$9,779.59	\$786.07
Retirement	\$9,102.76	\$9,992.26	\$889.50
Increased Retirement		\$1,372.56	\$1,372.56
Health Insurance	\$27,139.68	\$29,567.16	\$2,427.48
Worker's Comp	\$400.00	\$400.00	\$0.00
Dues and Fees	\$1,481.84	\$1,979.65	\$497.81
Bond	\$150.00	\$200.00	\$50.00
Travel and Mileage	\$1,933.02	\$1,517.36	(\$415.66)
Misc	\$0.00	\$0.00	\$0.00
<b>Total Exec Admin</b>	<b>\$173,560.62</b>	<b>\$191,261.68</b>	<b>\$17,701.06</b>



# EXETER-MILLIGAN EXPENDITURES

<b>PRINCIPAL</b>	<b>2008-09</b>	<b>2009-10</b>	<b>DIFFERENCE</b>
Salaries	\$127,200.00	\$130,569.34	\$3,369.34
Social Security	\$8,656.15	\$9,514.20	\$858.05
Retirement	\$9,333.62	\$9,552.60	\$218.98
Increased Retirement		\$1,312.16	\$1,312.16
Health Insurance	\$13,780.56	\$15,006.48	\$1,225.92
Worker's Comp	\$400.00	\$400.00	\$0.00
Dues and Fees	\$1,052.10	\$621.13	(\$430.97)
Travel and Mileage	\$1,459.72	\$1,768.50	\$308.78
Misc	\$50.00	\$181.10	\$131.10
<b>Total Principal</b>	<b>\$161,932.15</b>	<b>\$168,925.51</b>	<b>\$6,993.36</b>

<b>BUSINESS SUPPORT SERVICES</b>	<b>2008-09</b>	<b>2009-10</b>	<b>DIFFERENCE</b>
Clerical and Aides	\$12,572.64	\$12,193.17	(\$379.47)
Social Security	\$961.81	\$932.79	(\$29.02)
Retirement	\$924.45	\$896.54	(\$27.91)
Increased Retirement		\$123.15	\$123.15
Worker's Comp	\$100.00	\$100.00	\$0.00
Contracted Services	\$18,774.81	\$12,200.67	(\$6,574.14)
Other Prof/tech services	\$25,273.19	\$20,559.58	(\$4,713.61)
Rentals/Leases	\$1,084.50	\$583.80	(\$500.70)
Postage	\$3,791.21	\$3,697.75	(\$93.46)
Telephone	\$8,842.80	\$4,419.59	(\$4,423.21)
Supplies	\$8,418.22	\$8,113.57	(\$304.65)
Travel and Mileage	\$178.30	\$123.22	(\$55.08)
<b>Total Business Support</b>	<b>\$80,921.93</b>	<b>\$63,943.83</b>	<b>(\$16,978.10)</b>

# EXETER-MILLIGAN EXPENDITURES

<b>OPERATION of PLANT</b>	<b>2008-09</b>	<b>2009-10</b>	<b>DIFFERENCE</b>
Salaries	\$97,362.37	\$96,267.18	(\$1,095.19)
Overtime Salaries	\$816.50	\$674.41	(\$142.09)
Social Security	\$7,469.93	\$7,375.48	(\$94.45)
Retirement	\$7,184.86	\$7,088.96	(\$95.90)
Increased Retirement		\$973.76	\$973.76
Health Insurance	\$13,359.12	\$19,997.76	\$6,638.64
Worker's Comp	\$3,500.00	\$722.00	(\$2,778.00)
Fuel	\$53,694.64	\$47,579.78	(\$6,114.86)
Electricity	\$41,132.50	\$40,140.53	(\$991.97)
Water and Sewer	\$4,039.55	\$4,005.48	(\$34.07)
Supplies	\$25,083.96	\$19,304.46	(\$5,779.50)
Misc	\$12,837.86	\$13,472.61	\$634.75
<b>Total Operation of Plant</b>	<b>\$266,481.29</b>	<b>\$257,602.41</b>	<b>(\$8,878.88)</b>

<b>MAINTENANCE OF PLANT</b>	<b>2008-09</b>	<b>2009-10</b>	<b>DIFFERENCE</b>
Contracted Services	\$4,253.93	\$12,616.09	\$8,362.16
Property Insurance	\$38,330.65	\$37,485.52	(\$845.13)
Furniture and equipment	\$6,122.27	\$2,787.88	(\$3,334.39)
Misc	\$0.00	\$571.90	\$571.90
<b>Total Maint of Plant</b>	<b>\$48,706.85</b>	<b>\$53,461.39</b>	<b>\$4,754.54</b>

# EXETER-MILLIGAN EXPENDITURES

<b>PUPIL TRANSPORTATION</b>	<b>2008-09</b>	<b>2009-10</b>	<b>DIFFERENCE</b>
Contracted Transportation	\$102,340.70	\$110,923.75	\$8,583.05
Mileage to Parents	\$0.00	\$0.00	\$0.00
Gas and oil	\$32,918.26	\$35,772.54	\$2,854.28
Tires and parts	\$3,934.54	\$3,326.07	(\$608.47)
Bus repairs	\$6,692.47	\$2,933.22	(\$3,759.25)
Vehicle Acquisition	\$10,627.86	\$28,478.44	\$17,850.58
Vehicle Insurance	\$0.00	\$5,248.00	\$5,248.00
Misc	\$0.00	\$20.00	\$20.00
<b>Total Pupil Trans</b>	<b>\$156,513.83</b>	<b>\$186,702.02</b>	<b>\$30,188.19</b>

<b>SPED TRANSPORTATION</b>	<b>2008-09</b>	<b>2009-10</b>	<b>DIFFERENCE</b>
Contracted Pupil Trans	\$34,888.60	\$44,064.00	\$9,175.40
Mileage to Parents	\$91.91	\$0.00	(\$91.91)
Gas and oil	\$3,071.94	\$3,985.83	\$913.89
Repairs and Maintenance	\$0.00	\$0.00	\$0.00
Vehicle Insurance	\$0.00	\$256.00	\$256.00
<b>Totals SPED Trans</b>	<b>\$38,052.45</b>	<b>\$48,305.83</b>	<b>\$10,253.38</b>

<b>STATE PROGRAMS</b>	<b>2008-09</b>	<b>2009-10</b>	<b>DIFFERENCE</b>
High Ability Learners (HAL) Salaries	\$5,230.25	\$5,470.03	\$239.78
Social Security	\$387.69	\$406.22	\$18.53
Retirement	\$382.80	\$400.38	\$17.58
Increased Retirement		\$55.00	\$55.00
Supplies	\$144.76	\$0.00	(\$144.76)
<b>Total STATE (HAL)</b>	<b>\$6,145.50</b>	<b>\$6,331.63</b>	<b>\$186.13</b>

# EXETER-MILLIGAN EXPENDITURES

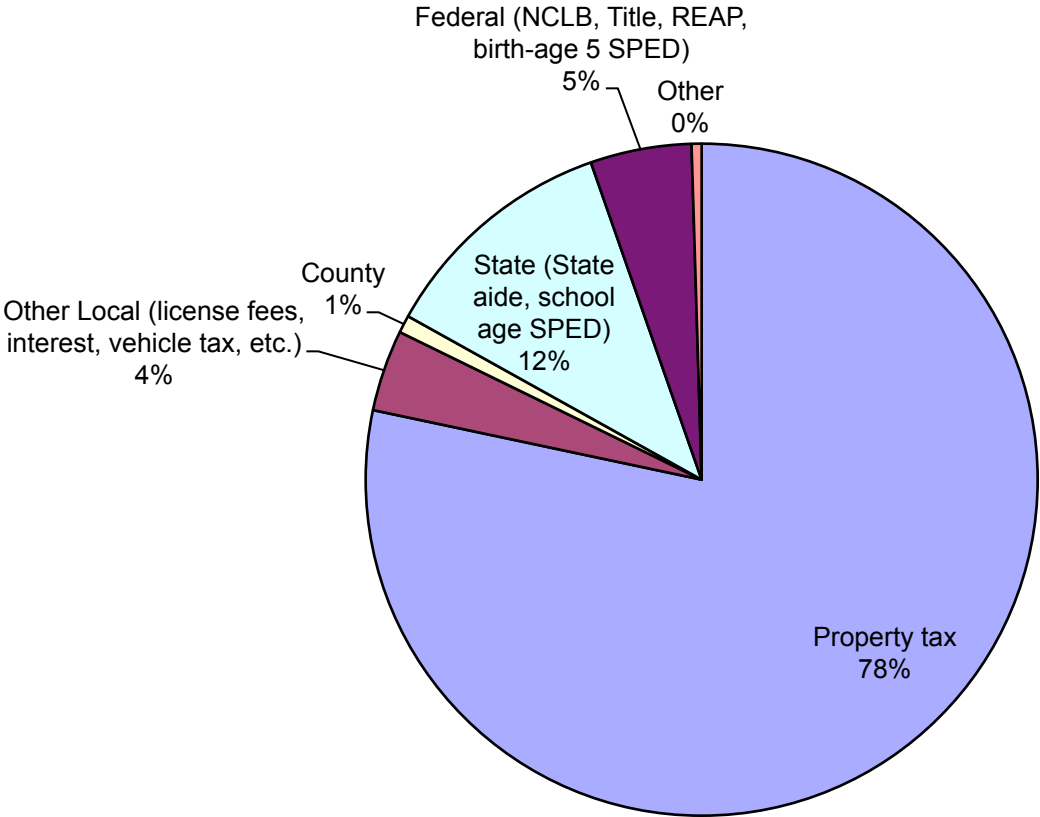
<b>FEDERAL PROGRAMS</b>	<b>2008-09</b>	<b>2009-10</b>	<b>DIFFERENCE</b>
Title I	\$49,821.65	\$46,238.15	(\$3,583.50)
Special Ed - Birth to Age 5	\$131,881.68	\$113,682.96	(\$18,198.72)
Title II		\$10,898.65	\$10,898.65
ARRA - Stimulus		\$64,832.46	\$64,832.46
REAP (Rural Grant Program(	\$20,720.22	\$23,240.24	\$2,520.02
IDEA PART B E/P (Special Ed)	\$5,817.22	\$18,928.90	\$13,111.68
IDEA PART B EIS (Special Ed)		\$5,216.53	\$5,216.53
<b>Total Federal Programs</b>	<b>\$208,240.77</b>	<b>\$283,037.89</b>	<b>\$74,797.12</b>

<b>DEBT SERVICES</b>	<b>2008-09</b>	<b>2009-10</b>	<b>DIFFERENCE</b>
Loan repayment	\$192,000.00	\$189,000.00	(\$3,000.00)

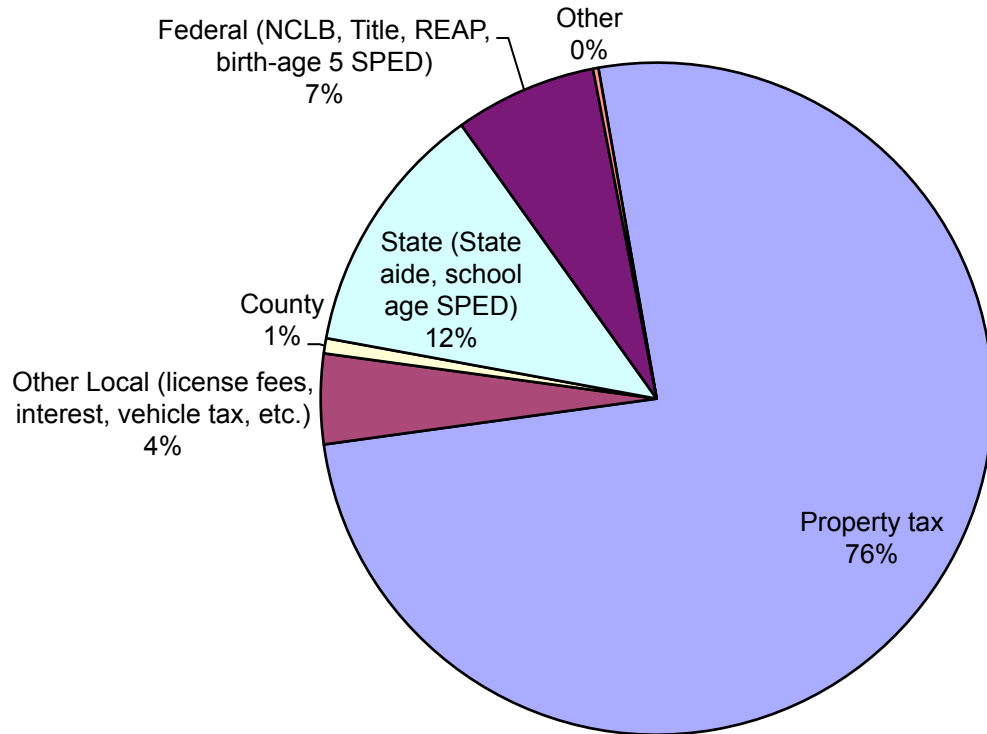
<b>TRANSFERS</b>	<b>2008-09</b>	<b>2009-10</b>	<b>DIFFERENCE</b>
Activities Fund	\$15,000.00	\$10,000.00	(\$5,000.00)
School Lunch	\$37,500.00	\$30,545.00	(\$6,955.00)
<b>Total Transfers</b>	<b>\$52,500.00</b>	<b>\$40,545.00</b>	<b>(\$11,955.00)</b>

<b>Total Disbursements</b>	<b>\$3,486,210.94</b>	<b>\$3,783,145.64</b>	<b>\$296,934.70</b>
----------------------------	-----------------------	-----------------------	---------------------

# 2008-09 REVENUE SOURCES



# 2009-10 REVENUE SOURCES



## EXETER-MILLIGAN PUBLIC SCHOOL REVENUE SOURCES

	<i>2008-09</i>		<i>2009-10</i>		
	<i>AMOUNT</i>	<i>PERCENT</i>	<i>AMOUNT</i>	<i>PERCENT</i>	<i>COMPARISION</i>
Property tax	\$2,816,364.48	78.32%	\$2,916,616.87	75.60%	\$100,252.39
Other Local (license fees, interest, vehicle tax, etc.)	\$140,826.29	3.92%	\$167,210.32	4.33%	\$26,384.03
County	\$30,406.77	0.85%	\$28,131.32	0.73%	(\$2,275.45)
State (State aide, school age SPED)	\$416,017.10	11.57%	\$472,582.72	12.25%	\$56,565.62
Federal (NCLB, Title, REAP, birth-age 5 SPED)	\$174,959.35	4.87%	\$263,395.87	6.83%	\$88,436.52
Other	\$17,316.71	0.48%	\$10,081.37	0.26%	(\$7,235.34)
<b>Total Revenue</b>	<b>\$3,595,890.70</b>	<b>100.00%</b>	<b>\$3,858,018.47</b>	<b>100.00%</b>	<b>\$262,127.77</b>

# EXETER-MILLIGAN PUBLIC SCHOOL REVENUE SOURCES

	<i><b>2008-09 AMOUNT</b></i>	<i><b>2009-10 AMOUNT</b></i>	<i><b>DIFFERENCE</b></i>
Local District taxes	\$2,816,364.48	\$2,916,616.87	\$100,252.39
Motor vehicle	\$120,688.69	\$126,080.15	\$5,391.46
Carline (planes and trains)	\$3,735.87	\$2,913.99	( <b>\$821.88</b> )
Public Power		\$27,739.43	\$27,739.43
Interest	\$14,051.73	\$8,926.75	( <b>\$5,124.98</b> )
Local License Fees	\$2,350.00	\$1,550.00	( <b>\$800.00</b> )
<b>Total Local</b>	<b>\$2,957,190.77</b>	<b>\$3,083,827.19</b>	<b>\$126,636.42</b>

	<i><b>2008-09 AMOUNT</b></i>	<i><b>2009-10 AMOUNT</b></i>	<i><b>COMPARISION</b></i>
County fines/licenses	\$27,720.27	\$26,003.72	( <b>\$1,716.55</b> )
ESU	\$2,686.50	\$2,127.60	( <b>\$558.90</b> )
<b>Total County</b>	<b>\$30,406.77</b>	<b>\$28,131.32</b>	<b>(<b>\$2,275.45</b>)</b>



# EXETER-MILLIGAN PUBLIC SCHOOL REVENUE SOURCES

	<i>2008-09 AMOUNT</i>	<i>2009-10 AMOUNT</i>	<i>COMPARISION</i>
State Aid	\$14,266.36	\$47,401.09	\$33,134.73
Special Ed School Age	\$173,838.00	\$194,408.00	\$20,570.00
Special Ed School Age Transportation	\$18,597.00	\$21,021.00	\$2,424.00
Homestead Exempt	\$36,602.62	\$33,179.25	(\$3,423.37)
Property Tax Credit	\$128,342.70	\$135,660.62	\$7,317.92
Pro-Rate Motor Vehicle	\$6,240.06	\$5,673.03	(\$567.03)
State Apportionment	\$33,886.36	\$31,274.73	(\$2,611.63)
High Ability Learner Program	\$4,244.00	\$3,965.00	(\$279.00)
<b>Total State</b>	<b>\$416,017.10</b>	<b>\$472,582.72</b>	<b>\$56,565.62</b>

# EXETER-MILLIGAN PUBLIC SCHOOL REVENUE SOURCES

	<i>2008-09 AMOUNT</i>	<i>2009-10 AMOUNT</i>	<i>COMPARISION</i>
Special Ed - Birth to Age 5	\$0.00		
IDEA E/P (Special Ed)	\$37,751.22	\$23,735.00	(\$14,016.22)
Title I	\$59,212.00	\$44,930.00	(\$14,282.00)
Title II Part A	\$20,917.00	\$0.00	(\$20,917.00)
	\$2,566.00	\$0.00	(\$2,566.00)
IDEA Base (Special Ed)	\$30,165.00	\$30,165.00	\$0.00
IDEA Base (Pre-school Special Ed)	\$2,985.00	\$2,985.00	\$0.00
Medicaid (Federal Reimbursement)	\$0.00	\$17,993.80	\$17,993.80
MAAPS (Federal Reimbursement)	\$0.00	\$61,434.45	\$61,434.45
ARRA IDEA (Special Ed Stimulus)	\$0.00	\$56,489.00	\$56,489.00
ARRA IDEA (Sp Ed Preschool Stimulus)	\$0.00	\$1,800.00	\$1,800.00
ARRA TITLE I (Stimulus)	\$0.00	\$3,148.00	\$3,148.00
REAP (Federal Grant)	\$21,363.13	\$20,715.62	(\$647.51)
<b>Total Federal</b>	<b>\$174,959.35</b>	<b>\$263,395.87</b>	<b>\$88,436.52</b>

# EXETER-MILLIGAN PUBLIC SCHOOL REVENUE SOURCES

	<i>2008-09 AMOUNT</i>	<i>2009-10 AMOUNT</i>	<i>COMPARISION</i>
Insurance Reimbursement	\$0.00	\$7,503.24	\$7,503.24
Other	\$17,316.71	\$2,578.13	(\$14,738.58)
<b>Total Other</b>	\$17,316.71	\$10,081.37	(\$7,235.34)
TOTAL Receipts	\$3,595,890.70	\$3,858,018.47	\$262,127.77